

Painting criteria and building your skills step-by-step

绘画标准并逐步构建您的技能

Quality of observation: Careful detail, proportion, and shading with the goal of realism


观察质量: 仔细细节, 比例和遮蔽与现实主义的目标

Quality of painting technique: Excellent colour mixing, blending, brushwork, and texture

涂装技术: 优异的颜色混合, 混合, 笔刷和 质地

Composition: Creating a full, well-balanced, non-central composition with a clear colour scheme

作文: 用透明的配色方案 创建一个完整的, 平衡的非中央 组成,




Step 1. Learn how to mix colours and greys

步骤1.了解如何混合颜色和灰色



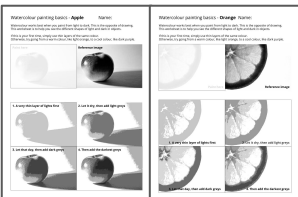
Step 2. Practice basic watercolour techniques

第 2 步: 练习基本水彩技巧




Step 3. Optionally, learn how to abstractly express emotion

步骤 3. (可选)学习如何抽象地表达情感




Step 4. Practice painting in layers from dark to light

步骤4.从黑暗中练习在层中绘画



Step 5. Practice painting from photos

步骤5.练习照片绘画



Step 6. Develop an idea for your painting

步骤6.为您的绘画制定一个想法